STAC

SISTEMAS OSCILOBATIENTES TILT & TURN SYSTEMS

VÍDEO DE MONTAJE PASO-A-PASO
STEP-BY-STEP ASSEMBLY VIDEO
» youtu.be/8QrAnefiObs

APERTURA OSCILOBATIENTE CON CIERRE AL MARCO
TILT & TURN OPENING WITH LOCKING TO FRAME

APERTURA OSCILOBATIENTE CON MANIOBRA LÓGICA
TILT & TURN OPENING WITH TILT-BEFORE-TURN SYSTEM

APERTURA OSCILOBATIENTE CON CIERRE AL INVERSOR
TILT & TURN OPENING WITH LOCKING TO INVERTER

MANILLAS Y CAJAS DE TRANSMISIÓN
HANDLES & GEARBOXES
» stac.es/productos

LA INFORMACIÓN TIENE CARÁCTER ORIENTATIVO Y PUEDE SUFRIR CAMBIOS. STAC NO SE HACE RESPONSABLE DEL USO QUE, EN TODO CASO, ESTÁ DIRIGIDO A PERSONAS CON FORMACIÓN TÉCNICA, QUEDANDO SUJETO A SU RESPONSABILIDAD Y CRITERIO.

THE INFORMATION CONTAINED IS FOR REFERENCE ONLY AND IS SUBJECT TO MODIFICATION, STAC IS NOT RESPONSIBLE FOR ITS USE, WHICH, IN ANY CASE, IS AIMED AT PEOPLE WITH TECHNICAL TRAINING AND IS SUBJECT TO THEIR RESPONSIBILITY AND CRITERIA.

ED. MKT-0202 **05.2023**

» APERTURA OSCILOBATIENTE CON CIERRE AL MARCO
TILT & TURN OPENING WITH LOCKING TO THE WINDOW FRAME

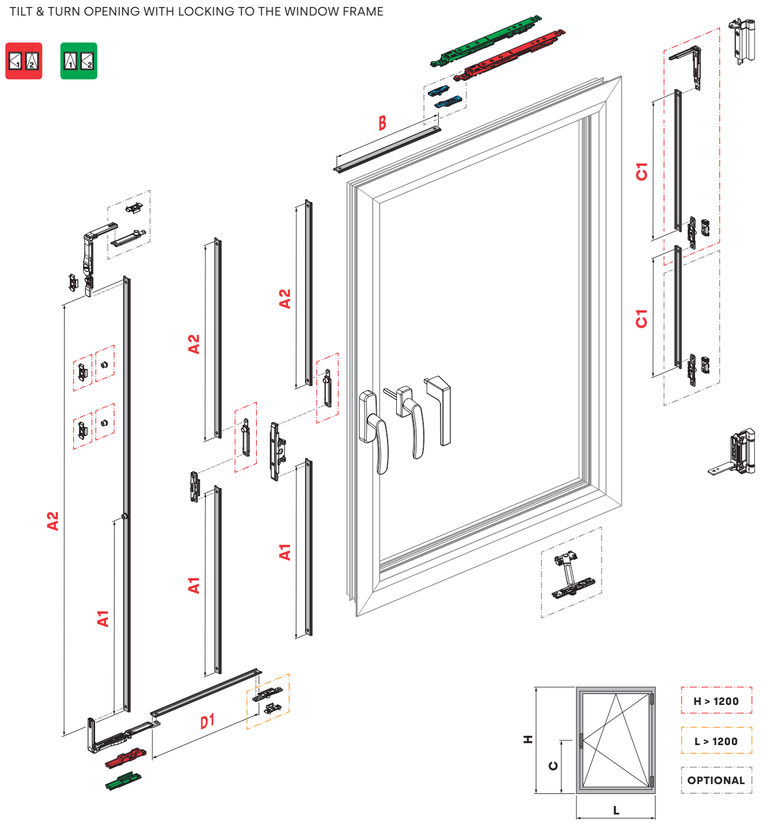

» APERTURA OSCILOBATIENTE CON CIERRE AL INVERSOR
TILT & TURN OPENING WITH LOCKING TO THE WINDOW INVERTER

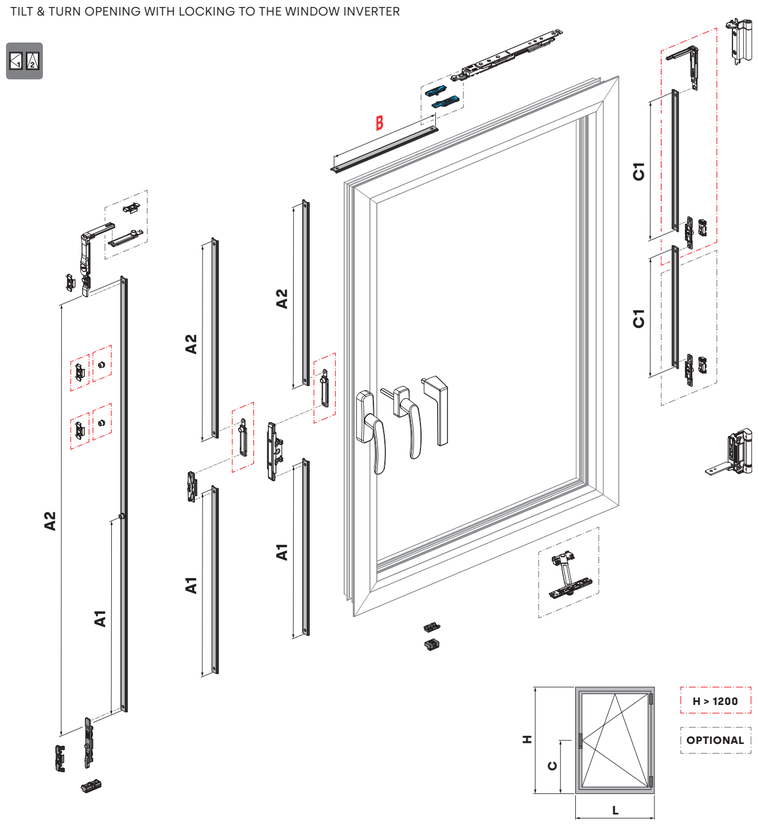

» COMPÁS SUPLEMENTARIO DE CANAL EUROPEO
EURO GROOVE SUPPLEMENTARY FRICTION STAY

A130301

L > 1200 mm

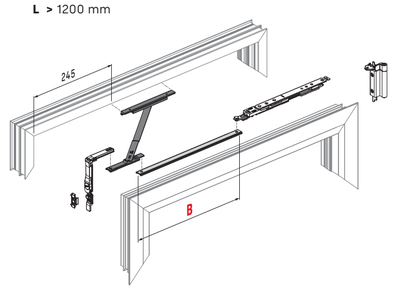

A130301

L > 1200 mm

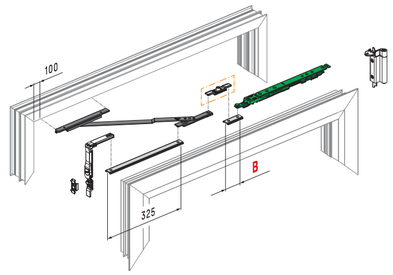

» DESCUENTO DEL HERRAJE HARDWARE DISCOUNT

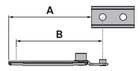

A = 80 mm
B = 80 mm
REF. **113004C**

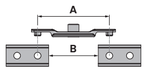

A = 65 mm
B = 45 mm
REF. **113003C**

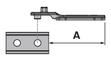

A = 51 mm
REF. **A114401**

» ELEMENTOS DEL MARCO FRAME PARTS

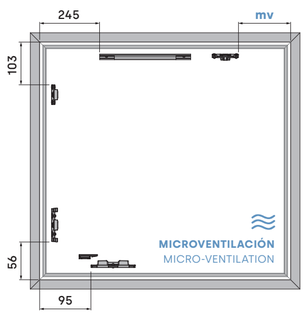

PLANTILLA PARA MONTAJE OSCILOBATIENTE
TILT & TURN ASSEMBLY TEMPLATE

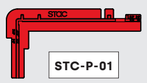

STC-P-01

» DESCUENTO DE LOS COMPASES FRICTION STAY DISCOUNT

REFERENCIAS
REFERENCES

L min | L max | H min | H max | X | * max | B | L min | mv | B

MICROVENTILACIÓN MICRO-VENTILATION

» **CLASSIC, SMART, CLX 120, (CLX 160 **)**												
110309	**MICRO**	345	700	450	2600	110	120 kg	L - 309	-	435	307	L - 360
B110302 / **A110305**	**PEQUEÑO** SMALL	442	750	500	2600	138	120 kg	L - 373	-	496	371	L - 424
B110301 / **A110304**	**GRANDE** LARGE	570	1200	700	2600	183	120 kg	L - 495	-	618	493	L - 546
B110301 + **A130301**	**GRANDE CON SUPLEMENTARIO** LARGE WITH SUPPLEMENTARY	910	1500	700	2600	183	120 kg	L - 595	-	1000	493	L - 646
A110304 + **A130301**		1200						L - 965	325	-	-	-
» **CLX 160**												
T110301 / **T110304**	**GRANDE CLX** CLX LARGE	570	1200	500	2800	135	160 kg	L - 495	-	618	493	L - 546
T110301 + **A130301**	**GRANDE CLX CON SUPLEMENTARIO** CLX LARGE WITH SUPPLEMENTARY	910	1500	500	2800	135	160 kg	L - 595	-	1000	493	L - 646
T110304 + **A130301**		1200						L - 965	325	-	-	-
» **CH180+**												
H1213 R3/L3	**CH180+ PEQUEÑO** CH180+ SMALL	470	1000	550	2600	90	100 kg	L - 432	-	518	406	L - 483
H1213 R4/L4										-	-	-
H1213 R1/L1	**CH180+ GRANDE** CH180+ LARGE	590	1200	650	2600	130	100 kg	L - 516	-	638	490	L - 567
H1213 R2/L2										-	-	-
H1213 R1/L1 + **A130301**	**CH180+ CON SUPLEMENTARIO** CH180+ WITH SUPPLEMENTARY	930	1500	650	2600	130	100 kg	L - 616	-	1000	490	L - 667
H1213 R2/L2 + **A130301**		1220						L - 986	325	-	-	-

* **VER TABLAS DE PESOS DE CADA BISAGRA SEGÚN LAS DIMENSIONES DE LA VENTANA EN LAS FICHAS TÉCNICAS** SEE TABLES OF WEIGHTS ACCORDING TO WINDOW DIMENSIONS IN THE TECHNICAL DATA SHEETS OF EACH HINGE.

** **LAS BISAGRAS CLX 160 PUEDEN UTILIZARSE CON COMPASES ESTÁNDAR (MÁXIMO 120 kg)** CLX 160 TILT & TURN HINGES CAN BE USED WITH STANDARD FRICTION STAYS (120 kg MAXIMUM)

» DESCUENTO DE LAS FALLEBAS DE TRANSMISIÓN TRANSMISSION ROD DISCOUNT

TRANSMISIÓN TRANSMISSION		**CIERRE AL MARCO** LOCKING TO WINDOW FRAME				**CIERRE AL INVERSOR** LOCKING TO WINDOW INVERTER		
		A1	**A2**	**C1**	**D1**	**A1**	**A2**	**C1**
	H < 1200	**C** - 82	**H** - **C** - 190	-	-	**C** - 150	**H** - **C** - 190	-
	H > 1200		**H** - **C** - 270				**H** - **C** - 270	
	H < 1200	**C** - 116	**H** - **C** - 224	-	-	**C** - 185	**H** - **C** - 224	-
	H > 1200		**H** - **C** - 304				**H** - **C** - 304	
	H < 1200 / **H** > 1200	**C** - 61	**H** - 230	-	–	**C** - 129	**H** - 298	-
	H > 1200	-	-	**H** / 2 - 205	-	-	-	**H** / 2 - 205
	H > 1800	-	-	**H** / 3 - 147	-	-	-	**H** / 3 - 147
	L > 1200	-	-	-	**L** / 2 - 205	-	-	-

» MEDIDAS DE SEGURIDAD DE OBLIGADO CUMPLIMIENTO MANDATORY SAFETY MEASURES

CLASSIC 120 kg

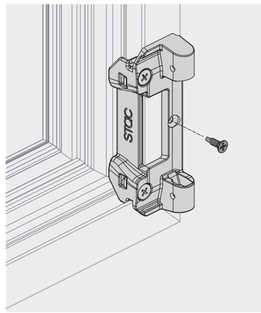

CLX 120 & 160 kg

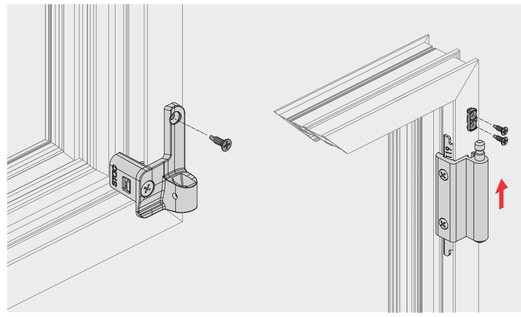

DIN 7504P 3,5 x 13 mm

REGULACIÓN DE LAS BISAGRAS SUPERIORES UPPER HINGES ADJUSTMENTS

BISAGRA DE HOJA PASIVA PASSIVE SASH HINGE

- **ALLEN 3** ±3 **Regulación de descuelgue** Slipping adjustment

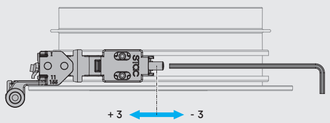

BISAGRA DE HOJA ACTIVA ACTIVE SASH HINGE

- **ALLEN 4** ±1 **Regulación de presión** Tightening adjustment
- **ALLEN 4** ±3 **Regulación de descuelgue** Slipping adjustment

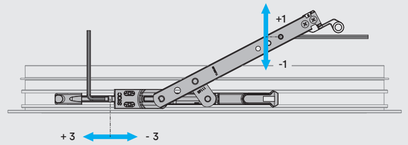

BISAGRA CH180+ DE HOJA PASIVA CH180+ PASSIVE SASH HINGE

- **ALLEN 3** ±1.5 **Regulación de presión** Tightening adjustment
- **ALLEN 4** ±3 **Regulación de descuelgue** Slipping adjustment

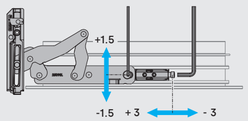

BISAGRA CH180+ DE HOJA ACTIVA CH180+ ACTIVE SASH HINGE

- **ALLEN 3** ±1 **Regulación de presión** Tightening adjustment
- **ALLEN 4** ±3 **Regulación de descuelgue** Slipping adjustment

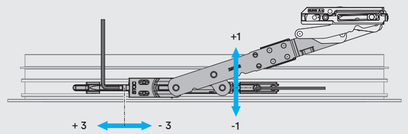

FALSO COMPÁS HINGE ADAPTER **REF. T110100**

- **ALLEN 2.5** ±1.5 **Regulación de presión** Tightening adjustment
- **ALLEN 3** ±3 **Regulación de descuelgue** Slipping adjustment

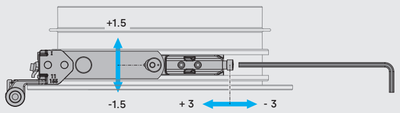

PUNTO DE CIERRE LOCKING POINT

- **ALLEN 2.5** ±1.5 **Regulación de presión** Tightening adjustment

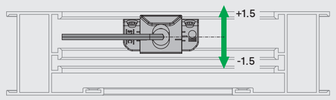

REGULACIÓN DE LAS BISAGRAS INFERIORES LOWER HINGES ADJUSTMENTS

SMART

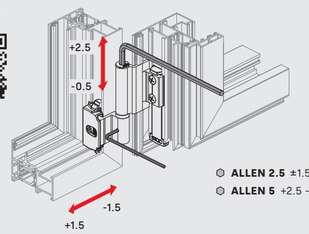

- **ALLEN 2.5** ±1.5
- **ALLEN 5** +2.5 -0.5

» **REGULACIÓN DE PRESIÓN** TIGHTENING ADJUSTMENT **+0.5**

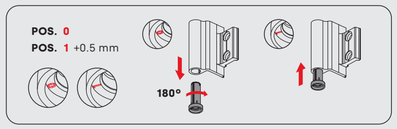

CLX

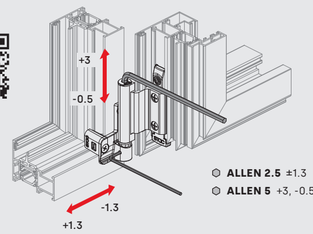

- **ALLEN 2.5** ±1.3
- **ALLEN 5** +3, -0.5

» **REGULACIÓN DE PRESIÓN** TIGHTENING ADJUSTMENT **+0.3**

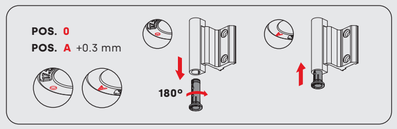

CLASSIC

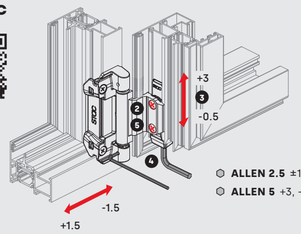

- **ALLEN 2.5** ±1.5
- **ALLEN 5** +3, -0.5

⚠ **REGULACIÓN EN ALTURA** HEIGHT ADJUSTMENT **+3, -0.5**

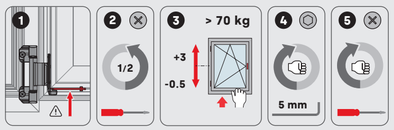

CH180+

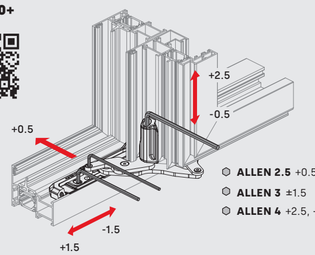

- **ALLEN 2.5** +0.5
- **ALLEN 3** ±1.5
- **ALLEN 4** +2.5, -0.5

?

Acceda a las tablas de pesos máximos escaneando los códigos QR

Access the maximum weight tables by scanning the QR codes.

» CIERRE DE HOJA PASIVA CON PASADOR DE PALANCA BIDIRECCIONAL PASSIVE SASH LOCK WITH TWO-WAY SHOOTBOLT LEVER

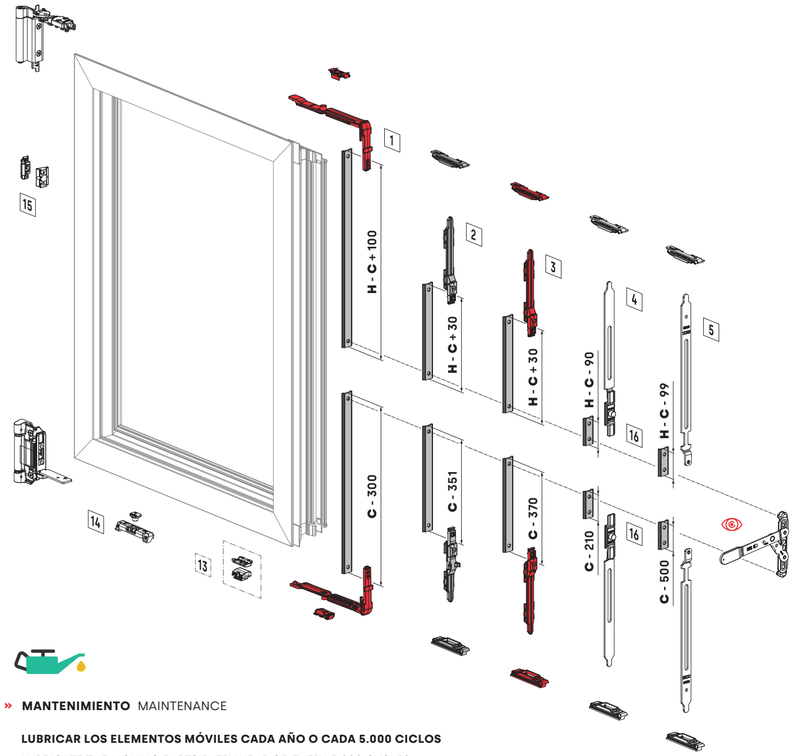

» **MANTENIMIENTO** MAINTENANCE

LUBRICAR LOS ELEMENTOS MÓVILES CADA AÑO O CADA 5.000 CICLOS

LUBRICATE THE MOVING PARTS EVERY YEAR OR EVERY 5.000 CYCLES

» CIERRE DE HOJA PASIVA CON PASADORES DE PALANCA PASSIVE SASH LOCK WITH SHOOTBOLT LEVERS

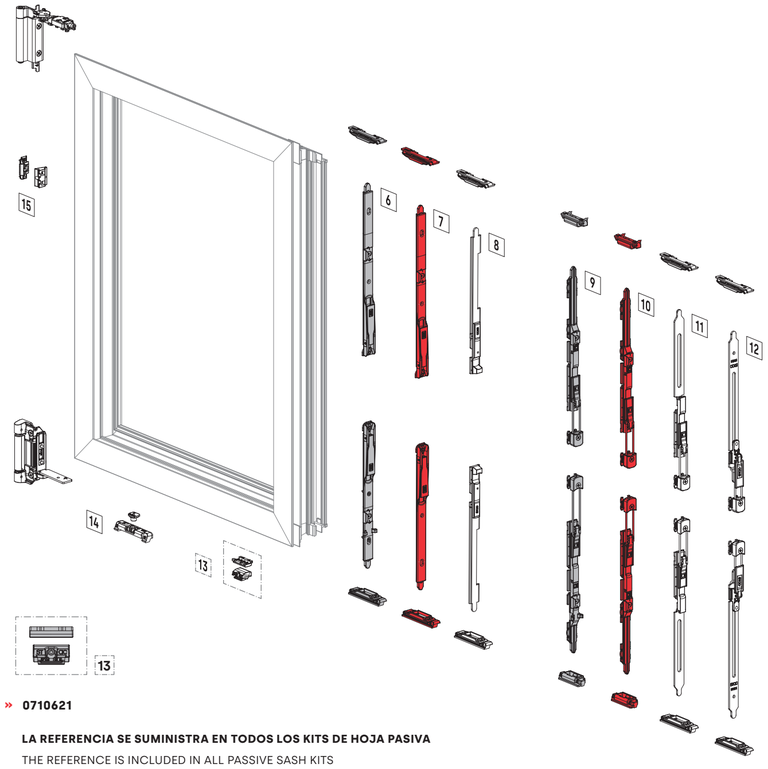

» **0710621**

LA REFERENCIA SE SUMINISTRA EN TODOS LOS KITS DE HOJA PASIVA

THE REFERENCE IS INCLUDED IN ALL PASSIVE SASH KITS

» REFERENCIAS CON PASADOR DE PALANCA BIDIRECCIONAL REFERENCES WITH TWO-WAY SHOOTBOLT LEVER

REF.	DESCRIPCIÓN DESCRIPTION		H min	C		
1	111604C	**KIT DE CIERRE PERIMETRAL EVO-SOFT** EVO-SOFT PERIMETRAL LOCKING KIT	700	400 min.	●	
2	111601	**KIT CON PALANCA BIDIRECCIONAL** TWO-WAY SHOOTBOLT LEVER KIT	700	400 min.		●
3	111602	**KIT CON PALANCA BIDIRECCIONAL** TWO-WAY SHOOTBOLT LEVER KIT	700	400 min.	●	
4	111621	**KIT CON PALANCA BIDIRECCIONAL Y PUNTEROS INOX** TWO-WAY SHOOTBOLT LEVER KIT AND INOX POINTERS	750	-	●	●
5	111631	**KIT CON PALANCA BIDIRECCIONAL Y PUNTEROS HP** TWO-WAY SHOOTBOLT LEVER KIT AND HP POINTERS	1100	-	●	●

» NOTAS TÉCNICAS TECHNICAL NOTES

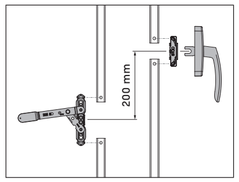

PALANCA BIDIRECCIONAL TWO-WAY SHOOTBOLT LEVER

La máquina corta de modo automático las fallebas, de forma que la palanca bidireccional queda situada 200 mm por debajo de la altura de cremona seleccionada para la hoja activa.

The machine automatically cuts the rods so that the two-way shootbolt lever is positioned at 200 mm below the height of the cremone selected for the active sash.

ACCEDA AL MONTAJE DE LOS ACCESORIOS

ACCESS TO THE ASSEMBLY OF ACCESSORIES

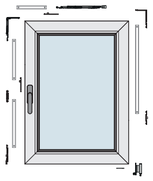

» REFERENCIAS CON PASADORES DE PALANCA REFERENCES WITH TWO-WAY SHOOTBOLT LEVERS

REF.	DESCRIPCIÓN DESCRIPTION		H min	C		
6	A111600	**KIT CON PASADORES DE PALANCA** SHOOTBOLT LEVER KIT	665	-		●
7	A113800	**KIT CON PASADORES DE PALANCA** SHOOTBOLT LEVER KIT	665	-	●	
8	112000	**KIT CON PASADORES DE FALLEBA** ROD SHOOTBOLT LEVER KIT	620	-	●	●
9	111610	**KIT CON PASADORES DE PALANCA EXTENSIBLES** EXTENDABLE SHOOTBOLT LEVER KIT	750	-		●
10	111611	**KIT CON PASADORES DE PALANCA EXTENSIBLES** EXTENDABLE SHOOTBOLT LEVER KIT	770	-	●	
11	111620	**KIT CON PASADORES DE PALANCA INOX EXTENSIBLES** EXTENDABLE STAINLESS STEEL SHOOTBOLT LEVER KIT	850	-	●	●
12	111630	**KIT CON PASADORES DE PALANCA HP EXTENSIBLES** EXTENDABLE HP SHOOTBOLT LEVER KIT	750	-	●	●

» REFERENCIAS COMUNES COMMON REFERENCES

REF.	DESCRIPCIÓN DESCRIPTION				
13	0710621	**KIT RESBALÓN** LATCH KIT	-	-	-	-
14	0507047	**KIT CLIP DE RETENCIÓN** RETAINING CLIP KIT	-	-	-	-
15	112500	**PUNTO DE CIERRE OCULTO** CONCEALED LOCKING POINT	-	-	-	-
16	113003C	**KIT CON PUNTO DE CIERRE INTERMEDIO EVO-SOFT** EVO-SOFT INTERMEDIATE LOCKING POINT KIT	-	-	-	-

info@stac.es » stac.es

STAC dispone de un cualificado departamento técnico que está a su disposición para cualquier consulta. Para configuraciones de ventana de grandes pesos o dimensiones consúltenos a través de correo electrónico. Asimismo la ubicación de la ventana o altura de la cremona pueden variar las configuraciones recomendadas.

STAC has a qualifed technical department at your disposal for any query. For window configurations with large weights or dimensions, please contact us by e-mail. Also, the location of the window or the height of the cremone can vary from the recommended configurations.